

13256

## TOYOTA SIENNA

03/30/2010

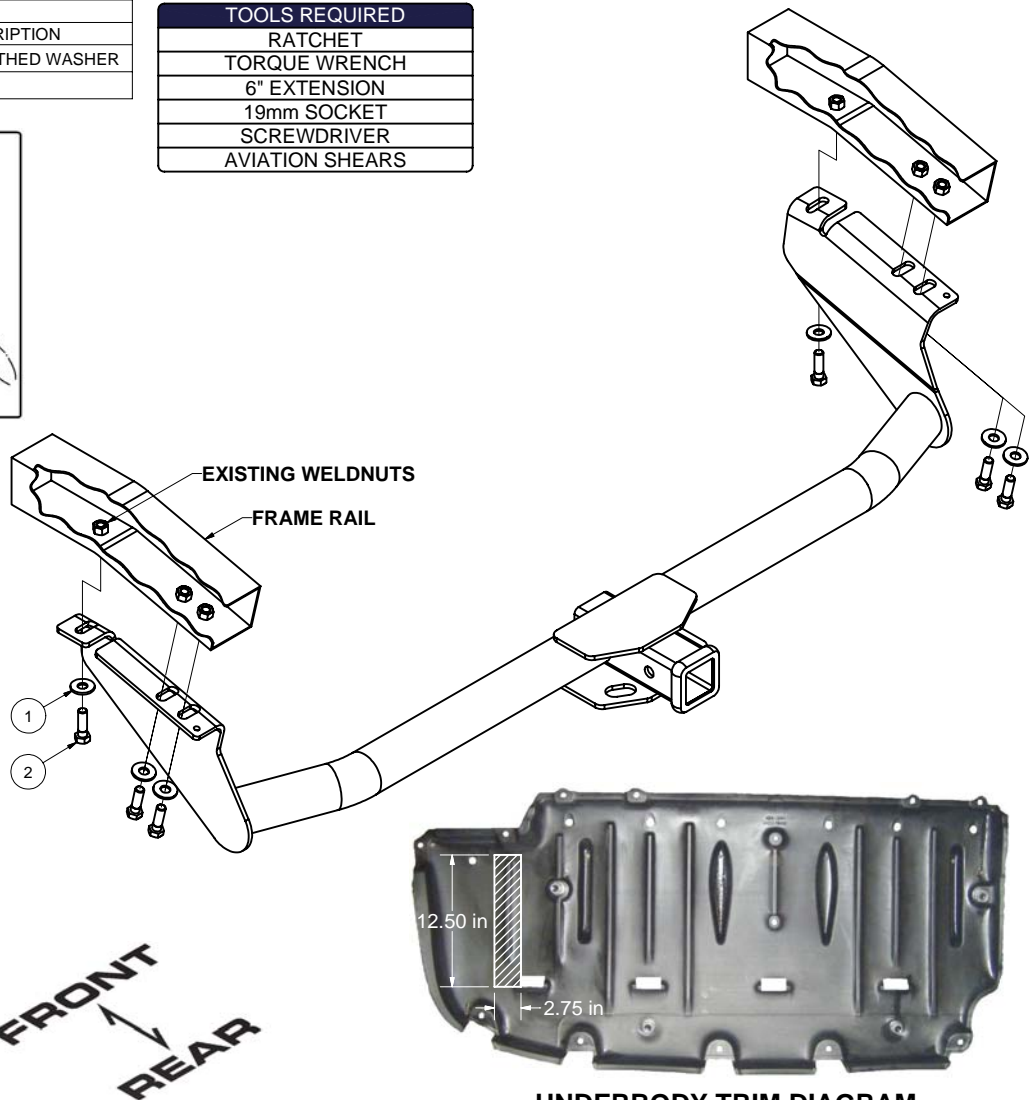
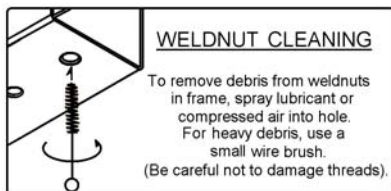
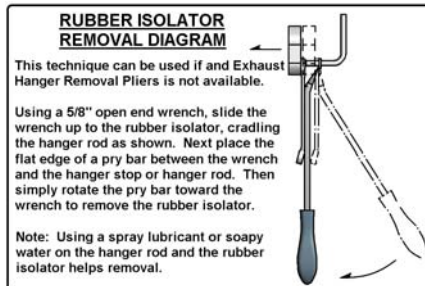
GROSS LOAD CAPACITY WHEN USED AS A WEIGHT CARRYING HITCH: 3,500 LBS. TRAILER WEIGHT & 350 LBS. TONGUE WEIGHT.  
 GROSS LOAD CAPACITY WHEN USED AS A WEIGHT DISTRIBUTION HITCH: 5,000 LBS. TRAILER WEIGHT & 500 LBS. TONGUE WEIGHT

**\*\*\*DO NOT EXCEED VEHICLE MANUFACTURER'S RECOMMENDED TOWING CAPACITY.\*\*\***

HAVING INSTALLATION QUESTIONS? CALL TECHNICAL SUPPORT AT 1-800-798-0813

Parts List			
ITEM	QTY	PART NUMBER	DESCRIPTION
1	6	1/2"	CONICAL TOOTHED WASHER
2	6	M12 - 1.25 x 40 HEX	HEX BOLT

TOOLS REQUIRED
RATCHET
TORQUE WRENCH
6" EXTENSION
19mm SOCKET
SCREWDRIVER
AVIATION SHEARS



HITCH WEIGHT: 40 LBS.

**INSTALL TIME**

PROFESSIONAL: 25 MINUTES

NOVICE (DIY): 50 MINUTES

**INSTALL NOTES:**

- NO DRILLING REQUIRED
- MAY REQUIRE TRIMMING IF UNDERBODY PANEL IS PRESENT

## INSTALLATION STEPS

1. Remove underbody panel, if present.
2. Lower exhaust assembly for ease of installation. (SEE RUBBER ISOLATOR REMOVAL DIAGRAM)
3. Remove hole plugs in frame rails and clean weldnuts. (SEE WELDNUT CLEANING DIAGRAM)
4. Mark underbody panel for trimming, confirm fit prior to trimming. (SEE UNDERBODY TRIM DIAGRAM)
5. Slide driver side plate through slot trimmed in underbody panel. Raise hitch and underbody panel into position aligning holes with existing weldnuts. **Note:** Underbody panel will be sandwiched between the hitch and the trunk pan.
6. Secure hitch with M12 hex bolts and conical toothed washers as shown.
7. Torque all M12 fasteners to 64 ft-lbs.
8. Reattach underbody panel to maintain manufacturers appearance and fuel economy rating.

**PERIODICALLY CHECK THIS RECEIVER HITCH TO ENSURE THAT ALL FASTENERS ARE TIGHT AND THAT ALL STRUCTURAL COMPONENTS ARE SOUND.**

Curt Manufacturing Inc., warrants this product to be free of defects in material and/or workmanship at the time of retail purchase by the original purchaser. If the product is found to be defective, Curt Manufacturing Inc., may repair or replace the product, at their option, when the product is returned, prepaid, with proof of purchase. Alteration to, misuse of, or improper installation of this product voids the warranty. Curt Manufacturing Inc.'s liability is limited to repair or replacement of products found to be defective, and specifically excludes liability for incidental or consequential loss or damage.